



GREATER NEW ORLEANS
INC
REGIONAL ECONOMIC DEVELOPMENT

St. Charles Public Schools Program Development Meeting

Regional Labor Market Trends

August 2023

Greater New Orleans, Inc.

Demand-Driven Workforce Dev.

Industry Overviews

Regional Data

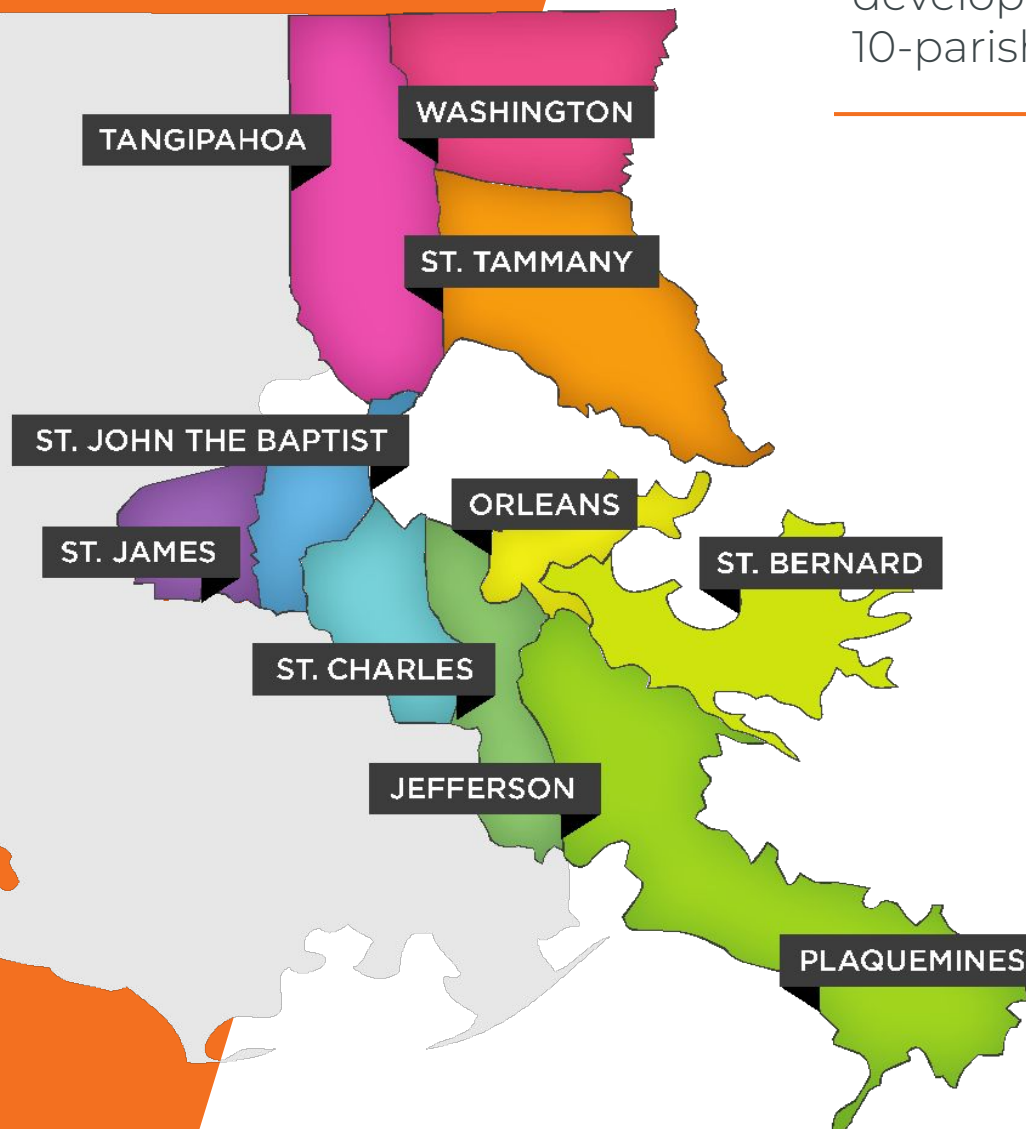
What's Next?



GNO, INC. MISSION

*“To create a region with
a thriving economy and
an excellent quality of
life, **for everyone.**”*

GNO, Inc. is the regional economic development organization for the 10-parish region of Southeast Louisiana



BUSINESS DEVELOPMENT

- Business Attraction
- Business Growth
- Business Retention
- Research

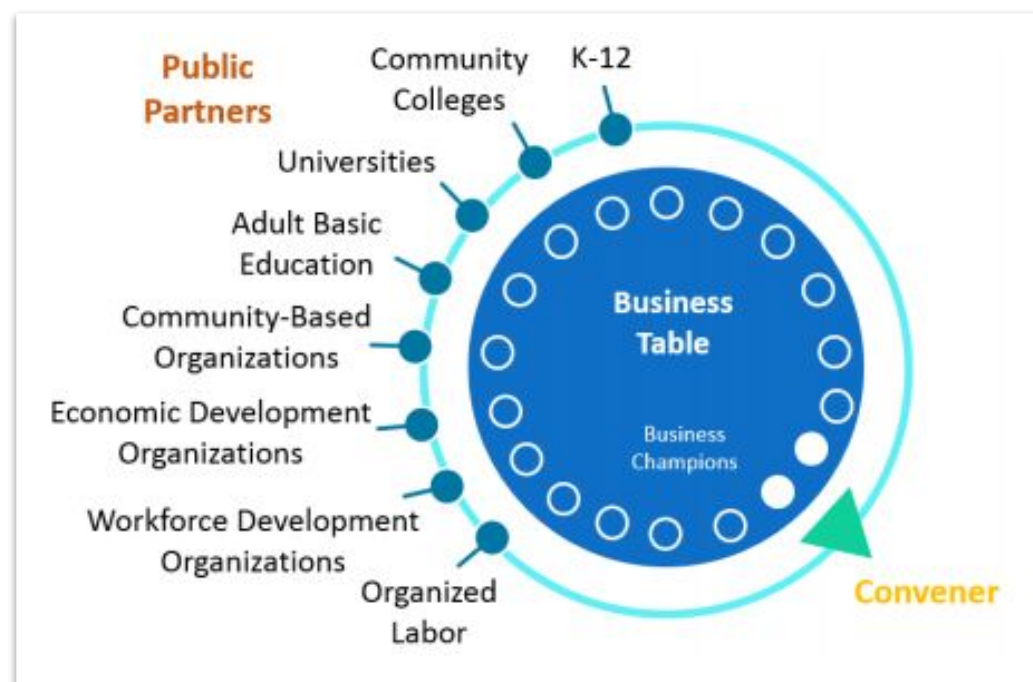
BUSINESS ENVIRONMENT

- Policy
- Workforce Development
- Regional Brand
- Ecosystem Development

GNO, Inc. and Workforce Development

Greater New Orleans, Inc. promotes demand-driven and data-informed workforce development

- Employers are the ultimate customer
- Success is measured by:
 - Economic growth due to sufficient skilled talent
 - Number of residents in high-demand careers with family-sustaining wages
- Goal is to align education and training with the skills needed to grow business and industry
- Supports regional economic competitiveness
- Develops career pathways that bolster economic mobility, career accessibility, and generational wealth-building



DEMAND-DRIVEN WORKFORCE DEVELOPMENT



Greater New Orleans, Inc. focuses on six key industry clusters

FOUNDATIONAL



Advanced Manufacturing



Trade & Logistics



Energy

DIVERSIFYING



Digital Media & IT



Environmental Management



Life Sciences and Healthcare

ADVANCED MFG.


The Greater New Orleans region has a rich history when it comes to advanced manufacturing. Home to NASA Michoud Assembly Facility, major high-tech manufacturers, and legacy food manufacturers, the sector provides thousands of high-wage, high-growth jobs across the region.

17,997 JOBS

\$82,102 AVG. SALARY

5,709 JOB POSTINGS

ADVANCED MANUFACTURING



Top Skills

Warehousing

Marketing

Forklift Operating

Sales

SAP Application

Machinery

Auditing

Customer Service

Export Control

Welding

TECH & DIGITAL MEDIA

Over the past decade, the Greater New Orleans region has experienced historic success in the Digital Media sector. From home-grown companies to multi-national technology companies, the region is home to a diverse range of employers.

8,176 JOBS

\$80,146 AVG. SALARY

2,380 JOB POSTINGS

IT & DIGITAL MEDIA



Top Skills

Computer Science

JavaScript

Marketing

Python

Cascading Style Sheets

Data Analytics

Accounting

SQL

Agile Project Management

ENERGY

Greater New Orleans is one of the world's leading markets for energy production, processing, and transportation. The region is also home to a burgeoning alternative energy sector, including advances in wind energy.

15,301 JOBS

\$141,008 AVG. SALARY

3,293 JOB POSTINGS

ENERGY



Top Skills

Auditing/Accounting
Process Improvement
Procurement
Project Management
Supply Chain Management
Finance
Automation
Process Technology

LIFE SCIENCES


Over the past decade, the health sciences sector in the region has been one of the fastest growing sectors. Home to a network of highly regarded hospitals, multiple colleges and universities with strong biotech related programs, and high-tech research facilities, the health sciences industry employs over 80,000 residents in Greater New Orleans.

81,668 JOBS

\$66,681 AVG. SALARY

31,721 JOB POSTINGS

LIFE SCIENCES



Top Skills

Nursing

Medical Privacy

Occupational Safety & Health

Communicable Diseases

Data Entry

Medical Records

Radiography

TRANSPORTATION & LOGISTICS

Strategically located in the Gulf South and on the Mississippi River, GNO is an epicenter of the nation's transportation and logistics sector. With four deepwater ports, a world-class airport, six Class I railroads and two interstates, the region supports many thousands of jobs in the transportation and logistics.

28,549 JOBS

\$65,611 AVG. SALARY

2,902 JOB POSTINGS

TRANSPORTATION & LOGISTICS



Top Skills

Supply Chain

Operations

Operations Management

Communications

Leadership

Supply Chain Management

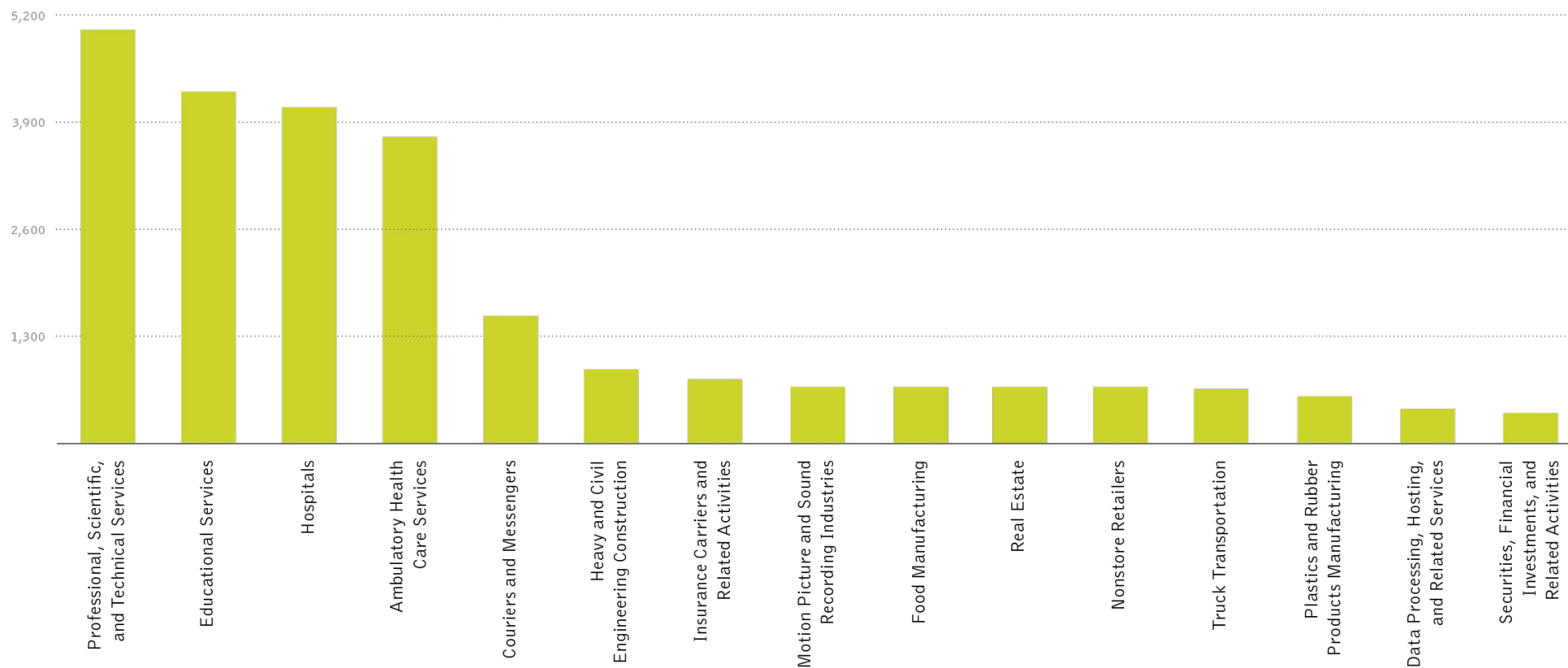
Planning

Problem Solving

Trucking

REGIONAL LABOR MARKET OUTLOOK

Over the past five years, the GNO region has seen significant growth in the Healthcare and Education sectors, as well as Professional Services



FASTEST-GROWING OCCUPATIONS (GNO REGION)

GNO Region Growing Occupations	2023 Jobs	Change in Jobs (2018-2023)	% Change	2018-2023 Openings	2022 Median Hourly Earnings	Typical Entry Level Education
General and Operations Managers	13,465	3,966	42%	9,089	\$48.94	Bachelor's degree
Stockers and Order Fillers	9,107	1,799	25%	8,691	\$14.44	High school diploma or equivalent
Healthcare Practitioners and Technical Workers, All Other	2,295	1,539	203%	2,080	\$28.95	Postsecondary nondegree award
Heavy and Tractor-Trailer Truck Drivers	7,738	1,456	23%	5,799	\$22.64	Postsecondary nondegree award
Installation, Maintenance, and Repair Workers, All Other	3,099	1,432	86%	2,643	\$22.33	High school diploma or equivalent
Construction Laborers	7,525	1,265	20%	5,013	\$17.31	No formal educational credential
Entertainers and Performers, Sports and Related Workers, All Other	1,978	1,250	172%	2,031	\$20.06	No formal educational credential
Maintenance and Repair Workers, General	7,255	1,159	19%	4,772	\$18.18	High school diploma or equivalent
Business Operations Specialists, All Other	6,587	1,018	18%	4,100	\$30.04	Bachelor's degree
Light Truck Drivers	5,404	977	22%	4,170	\$17.54	High school diploma or equivalent
Accountants and Auditors	5,779	924	19%	3,327	\$32.79	Bachelor's degree
Lawyers	6,351	923	17%	2,482	\$56.87	Doctoral or professional degree
Customer Service Representatives	8,788	812	10%	7,121	\$16.54	High school diploma or equivalent
Managers, All Other	6,849	706	11%	3,685	\$40.64	Bachelor's degree
First-Line Supervisors of Mechanics, Installers, and Repairers	3,069	690	29%	2,018	\$33.08	High school diploma or equivalent

TOP JOB POSTINGS (GNO REGION)

Occupation (SOC)	Unique Postings (Feb 2023 - Jul 2023)
Registered Nurses	6,485
Sales Representatives, Wholesale and Manufacturing, Except Technical and Scientific Products	2,076
Food Service Managers	1,555
Customer Service Representatives	1,531
Managers, All Other	1,353
Maintenance and Repair Workers, General	1,273
Health Technologists and Technicians, All Other	1,201
Medical and Health Services Managers	1,190
Licensed Practical and Licensed Vocational Nurses	1,184
Heavy and Tractor-Trailer Truck Drivers	1,163

Source: Lightcast

Note: Retail Occupations not included

TOP INDUSTRY CLUSTERS (RIVER REGION)

A top industry cluster compares the relative performance of clusters in an area to each other in terms of earnings, growth, regional competitiveness, and GRP. The following are the top 5 clusters with industries depicting job growth from 2018-2023 for the River Region parishes:

OIL & GAS PRODUCTION & TRANSPORTATION

	Growth	Jobs
-All Other Petroleum and Coal Products Manufacturing	+13%	176

UPSTREAM CHEMICAL PRODUCTS

	Growth	Jobs
-All Other Basic Organic Chemical Manufacturing	+691%	571
-Other Basic Inorganic Chemical Manufacturing	+26%	920
-Phosphatic Fertilizer Manufacturing	+110%	609

UPSTREAM METAL MANUFACTURING

	Growth	Jobs
-Alumina Refining & Primary Aluminum Production	58%	743

DOWNSTREAM CHEMICAL PRODUCTS

	Growth	Jobs
-Adhesive Manufacturing	+108%	108
-All Other Miscellaneous Chemical Product & Preparation Manufacturing	+158%	356

WATER TRANSPORTATION

	Growth	Jobs
-Inland Water Freight Transportation	157%	570
-Other Support Activities for Water Transportation	169%	597

FASTEST-GROWING OCCUPATIONS (RIVER REGION)

RR Growing Occupations	2018 Jobs	2023 Jobs	Change in Jobs (2018-2023)	% Change	2018-2023 Opening	2022 Median Hourly Earnings	Typical Entry Level Education
Heavy and Tractor-Trailer Truck Drivers	1,067	1,373	306	29%	1,050	\$22.20	Postsecondary nondegree award
General and Operations Managers	838	1,040	202	24%	633	\$48.42	Bachelor's degree
Installation, Maintenance, and Repair Workers, All Other	140	324	184	131%	307	\$22.54	High school diploma or equivalent
Captains, Mates, and Pilots of Water Vessels	510	665	155	30%	719	\$50.03	Postsecondary nondegree award
Light Truck Drivers	379	521	141	37%	414	\$16.76	High school diploma or equivalent
Construction Laborers	977	1,105	128	13%	735	\$17.58	No formal educational credential
Stockers and Order Fillers	525	651	126	24%	626	\$14.22	High school diploma or equivalent
Tank Car, Truck, and Ship Loaders	63	186	123	196%	209	\$30.15	No formal educational credential
First-Line Supervisors of Mechanics, Installers, and Repairers	298	398	100	34%	262	\$33.72	High school diploma or equivalent
Business Operations Specialists, All Other	289	386	97	34%	263	\$29.18	Bachelor's degree
Industrial Engineers	132	225	93	70%	146	\$61.91	Bachelor's degree
Bus Drivers, School	52	139	87	166%	159	\$18.44	No formal educational credential
Chemical Equipment Operators and Tenders	276	359	83	30%	274	\$38.75	High school diploma or equivalent
Engineers, All Other	154	235	81	53%	146	\$48.61	Bachelor's degree
Maintenance and Repair Workers, General	503	573	70	14%	359	\$17.93	High school diploma or equivalent

TOP JOB POSTINGS (RIVER REGION)

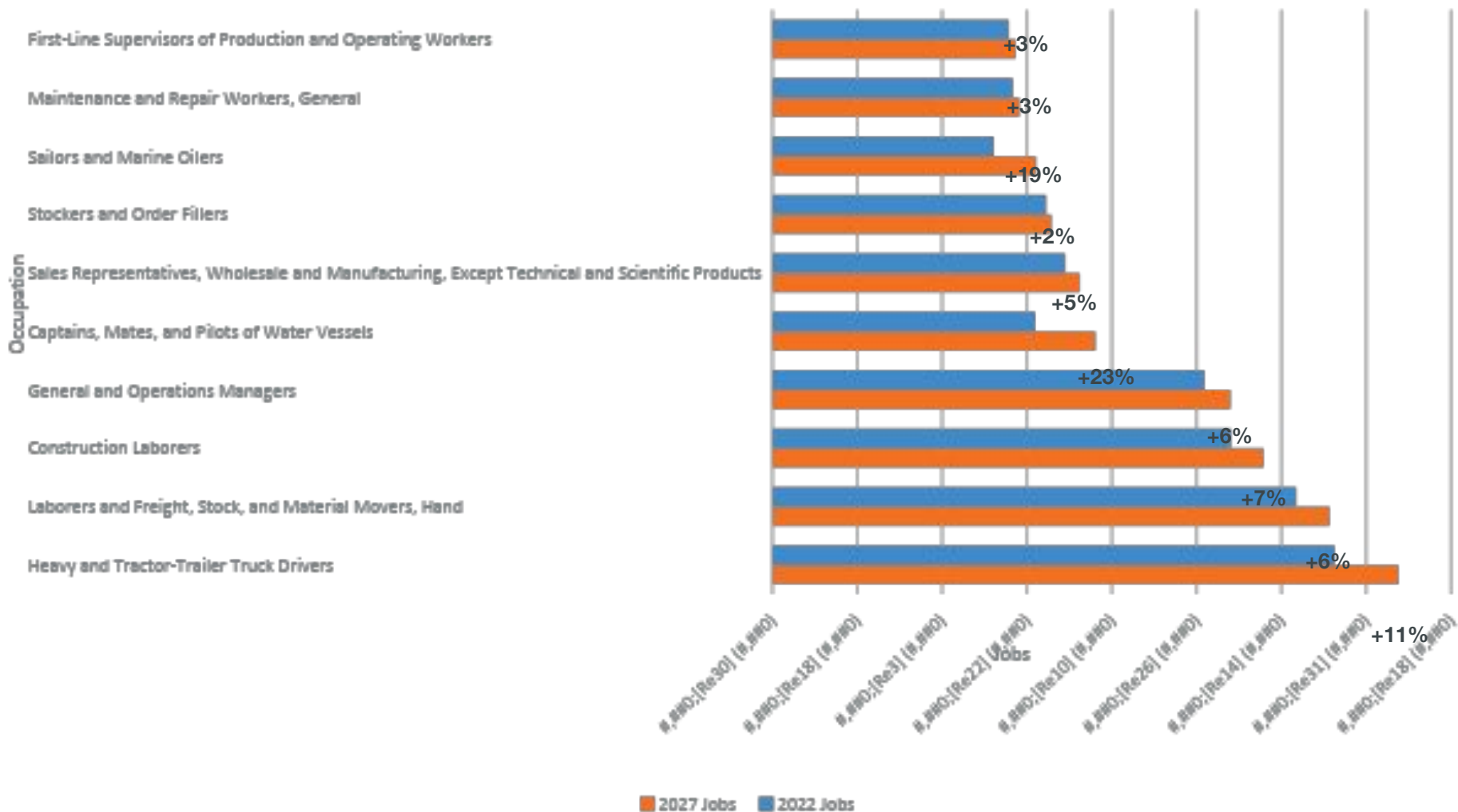
Occupation (SOC)	Unique Postings (Feb 2023 - Jul 2023)
Laborers and Freight, Stock, and Material Movers, Hand	254
Registered Nurses	253
Sales Representatives, Wholesale and Manufacturing, Except Technical and Scientific Products	239
Heavy and Tractor-Trailer Truck Drivers	190
Maintenance and Repair Workers, General	179
Managers, All Other	157
Production Workers, All Other	139
Chemical Engineers	126
Customer Service Representatives	121
Electrical Engineers	109

Source: Lightcast

Note: Retail Occupations not included

PROJECTED GROWTH OCCUPATIONS (RIVER REGION)

Projected Occupation Growth 2022-2027



What's Next?

With strategic investments in and alignment of critical skills development, the region is well-positioned to take advantage of economic growth opportunities



Companies have announced or plan to announce over \$3B in investment in "new energy" projects across South Louisiana

Advanced manufacturing will continue to be a key driver of the regional economy, but with an emphasis on efficiency and new skills

Entergy Louisiana has proposed a two-phased, \$9.6B grid-hardening plan across service area through 2023

Local health systems will continue to have talent shortages in clinical and non-clinical roles

Transportation and logistics (trucking, ports, etc.) is a strategic priority for region, state, and nation

Infrastructure investments will be deployed across the region and state, but workforce challenges will pose barriers

THANK YOU!



GREATER NEW ORLEANS
INC
REGIONAL ECONOMIC DEVELOPMENT



Osmar Padilla

Director of Workforce Programs

Greater New Orleans, Inc.

opadilla@gnoinc.org